

## S312-4 Series Interface Relays

These transistorised relays are designed as general-purpose interface devices. Double pole changeover contacts rated at 2A 30vdc 0.5A 120vac are provided. The circuit board also carries an LED to indicate when the relay coil is energised. The coil is suppressed against back emf and diode protection is given against reverse polarity.

In the examples 12vdc should be applied permanently to the terminals marked +ve & -ve

The unit is supplied in a double gang plastic enclosure and is fitted with a tamper switch. The tamper switch provides a clean contact to terminals TPR. The spare S terminal provides a termination point for resistors required for supervised loop monitoring.

Figure 1

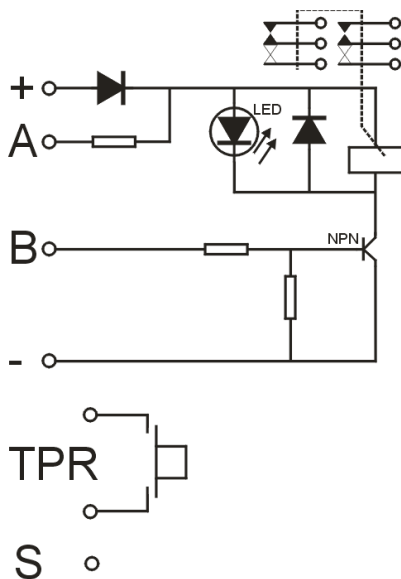


Figure 2

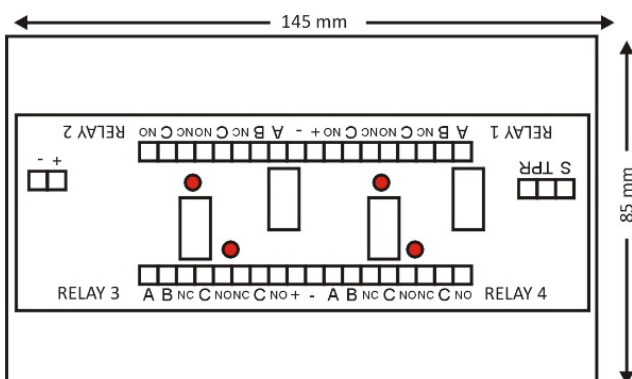
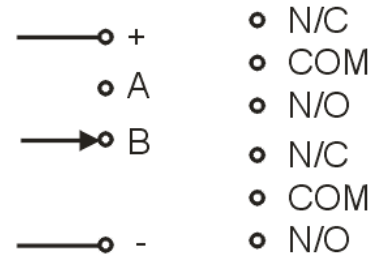
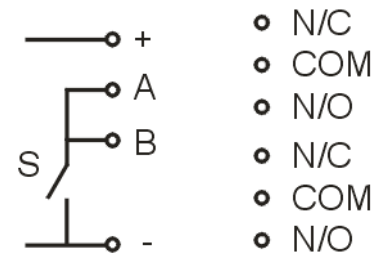


Figure 3



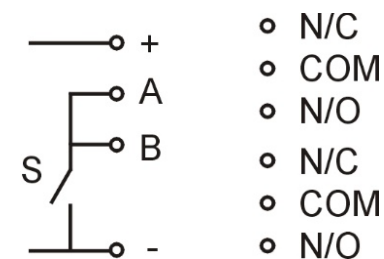
Applying a +ve signal greater than 4v (eg TTL) to B will energise the relay. When the signal is removed the coil will de-energise.

Figure 4



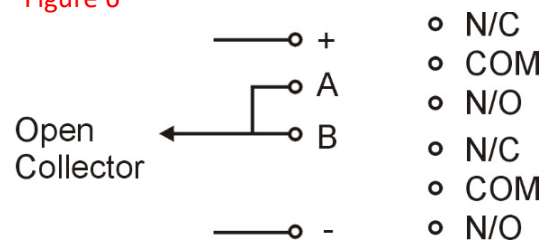
Closing switch S will energise the relay. When switch S is opened the relay will de-energise.

Figure 5



Closing switch S will de-energise the relay. When switch S is opened the coil will energise.

Figure 6



Closing switch S will de-energise the relay. When switch S is opened the coil will energise.