

Multizone Disabled Toilet Alarm System

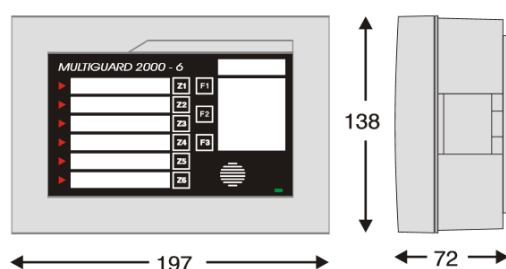
AA31110D

The AA31110D MULTIGUARD is a six-zone assistance call panel for larger buildings that need central indication of the origin of the call. Designed to provide multiple emergency calling facility for disabled toilet alarm calls, swimming pool emergency calls and general assistance calls within leisure centres. - see over. The Multizone controller should be sited where staff are located who can respond to an emergency call. An integral PSU and battery are included in the AA31110D Multiguard.

Features and Benefits

- 6 zone controller with sounder
- Individual zone LEDs
- Mains Powered with Standby Battery
- Global Alarm Relay Output
- Audible & Visual Signalling to Remote Point
- Momentary or Latching Call signals

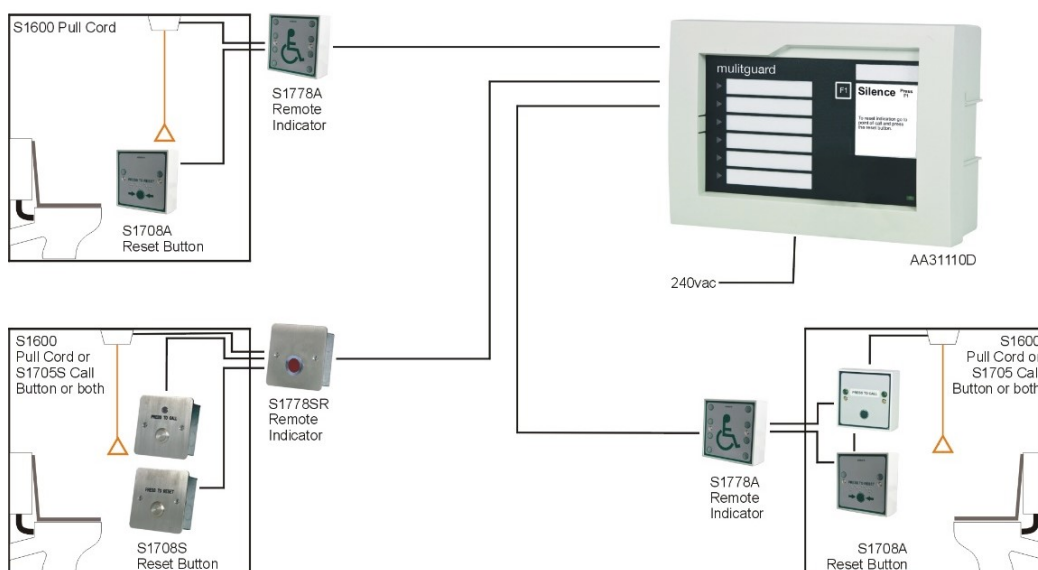
Dimensions (mm)



Operation

- Pulling the cord or pressing the panic strip/call button generates an immediate audible/visual alarm at both the WC area and at the control panel. An LED illuminates on the pull cord giving the caller reassurance that the call has been placed.
- A flashing LED and buzzer on the control panel identifies the relevant zone.
- When the call is silenced at the panel the flashing LED becomes steady and the local buzzer silences to reassure the caller that the call has been received and help is on the way.
- After a call is silenced, the audible indicators at the point of call will bleep every 5 seconds to re-assure the caller.
- Should the cord be pulled again while in the silenced state, the system will call again.
- Non-attendance causes the panel to bleep every 40 seconds as a reminder, until the call is reset at the point of call.
- When help arrives, the call is reset using the local reset button.
- The system can only be reset by the Press to Reset button located at or near the point of call.
- When a call is reset, all associated LEDs and buzzers will clear.

Three Zone System Schematic



The system requirements for a six-zone system are as follows:

1 x AA31110D per six zone system

1 x S1600 or S1705 per toilet

1 x S1778 per toilet

1 x S1708 reset button per toilet

Remote indicators, Call and Reset buttons are available in either ABS or stainless steel for flush mounting.

Multizone Pool Alarm System

AA31110D

Multi-Zone Pool alarm systems are available using AA31110D controllers providing a comprehensive emergency call system for larger pools and leisure centres. They are designed to provide a multiple emergency calling facility from a pool side, steam room or changing room to a supervisor's location. Repeater panels to indicate alarms in multiple locations, are also available. The Multizone controller should be sited where staff are located who can respond to an emergency call. An integral PSU and battery are included in the AA31110D Multiguard.

Features and Benefits

- 6 zone controller with sounder
- Individual zone LEDs
- Mains Powered with Standby Battery
- Global Alarm Relay Output
- Audible & Visual Signalling to Remote Point
- High Power Remote Sounder-Beacon
- Waterproof Poolside Call Point

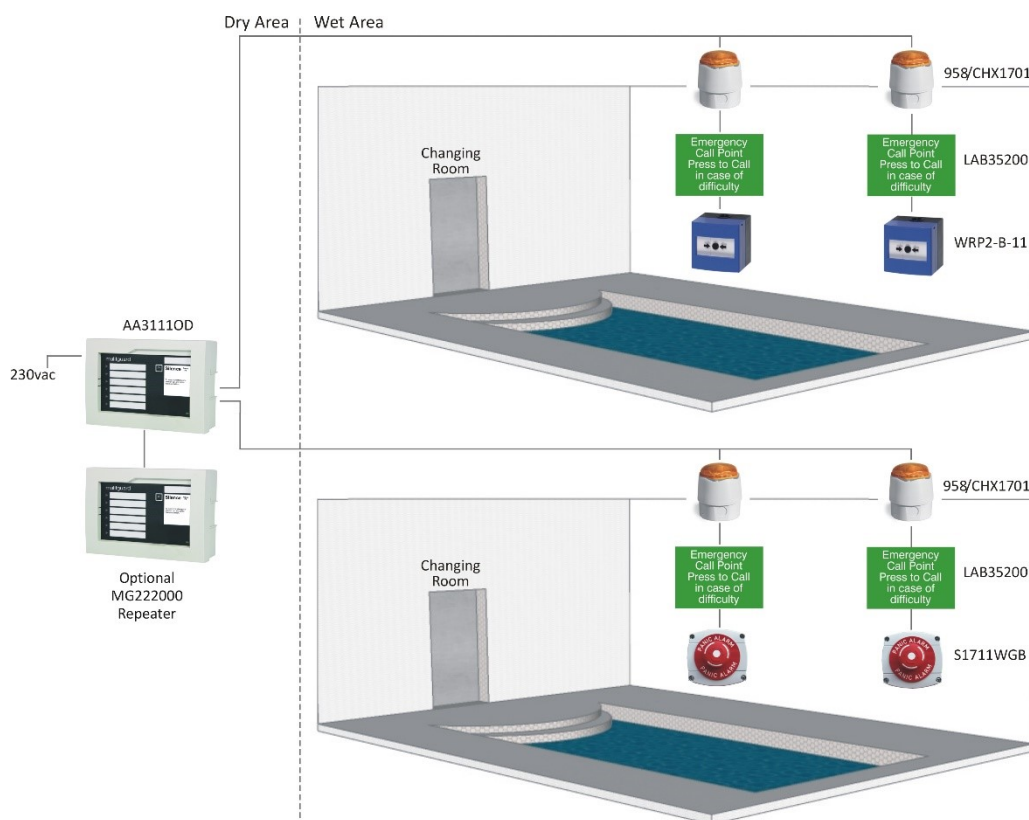
Operation

- To generate a call the user simply operates the poolside call point WRP2-B-11 or IP66 twist release mushroom headed push button S1711WGB.
- An audible / visual warning is given by the controller and sounder beacons connected to the system to identify the relevant zones.
- Sounder beacons are silenced by pressing the silence button on the controller.
- After a call is silenced, the audible indicators at the point of call will bleep every 5 seconds to re-assure the caller.
- Should a call be called again, while in the silenced state, the system will call again.
- Non-attendance causes the panel to bleep every 40 seconds as a reminder, until the call is reset at the point of call.
- When a call is reset, all associated LEDs and buzzers, will clear.

The components required to build a Multizone system are as follows:

1 x AA31110D Control Panel, at least **1 x WRP2-B-11** Call Point per zone, At least **1 x 958/CHX1701 Sounder Beacon** (can be fitted per zone or per system) **1 x LAB35200** - Pool Alarm Sign per call point Optional - **MG222000** Repeater Control Panel.

Typical Multi System showing the arrangement of various components



Note:

If using more than 2 sounder beacons on this system, you will need a separate 12vdc power supply and standby battery as listed below:

1 x PSU-12/2AB Power Supply,
1 x BAT12v3300LA Standby Battery for Power Supply - Dry area only.

Sauna Emergency Call Button

SaunaKit1

Sauna's and Steam Room's present a challenging environment to install reliable emergency call systems. This emergency button kit uses an air operated switch which contains no electrical or mechanical components within the sauna or steam room, therefore nothing to corrode or otherwise be damaged by continuous high temperatures.

The air tube connects the red surface mount air button inside the hot area to a waterproof enclosure outside which contains the air operated switch. This switch has double pole changeover electrical contacts for onward connection to an alarm system. The air switch contains an automatic bleed valve which compensates for any changes in temperature.

Cable/pipe glands are provided for watertight connection of the pipe and cables as necessary.

Kit Includes

- 1 x Red surface mount air button
- 1 x Double pole, double throw momentary air switch
- 3 x IP68 cable gland Side entry with bleed
- 1 x 10m of black air tube
- 1 x IP65 Enclosure for air switch

Optional Accessories

- A600P – Single Zone Controller
- AA3110D – Multi Zone Controller
- 958/CHX1701 – 32 Tone Sounder Strobe

Features and Benefits

- Switch Contacts - 2 x DPCO - 5A @30vdc
- Material - ABS plastic
- Surface mounted
- IP Rating - IP65



Specification	SaunaKit1
Led Current	N/A
Switch Contacts	2 x DPCO – 5A @ 30vdc
Visual Indication	N/A
Integral Sounder Level	N/A
Tamper	N/A
Material	ABS Plastic
Kit Dimensions	Boxed 300mm x 230 mm x 260mm
Weight	1kg
IP Rating	IP65
Approvals	UKCA and CE marked, ROHS compliant

Example System Configuration

1. Operating the air button pushes air down the tube to the air switch.
2. The air tube connects the air button inside the hot area to the waterproof enclosure containing the air switch on the outside of the hot area.
3. Once activated the double pole changeover contacts allow onward connection to a 958/CHX1701 32 Tone Sounder Strobe and alarm system - such as our Single Zone A600P or Multi zone AA31110D controller.
4. Pushing and holding the red air button within the hot area for 5 seconds or more will reset the alarm and sounder strobe.

